


Parent



KIDDWINKLES
NURSERY SCHOOL

Info



Booklet 2025




Catering for children aged 3 months to 6 years old (Grade R)

Open all year round- with a few short breaks here and there
3 Day, Half & Full Day Options Reports 3 times a year
Annual End of Year Event Sports Day- Fundraiser
Mom & Dad events, Picnics & Grandparents Days

Nutritional Snacks, Food prepared Fresh Daily (included in Fees)
Daily Communication Book Busy Books with Termly Book display Days
Show & Tell Presentations Birthday Ring Celebrations
Toilet-Training Large Outdoor Play Area

Weekly Themes Focusing on:
Sensory / Play / Literacy / Numeracy / Fine & Gross Motor Skills
Practica Stimulation Lessons Letter Land pre-reading & pre-writing
Extra Mural Activities- Optional Extra
Lots of Love and Attention!



Rules and Regulations

The following rules are to ensure smooth running of the school.

First day of School / Separation

For some children, especially younger ones, the first few days of school can/will be difficult. They will be in a new class and see new faces. They may have a very hard time saying goodbye to their parents.

We hope to make separation as seamless as possible and offer these suggestions to the parents:

Talk to your child about the fact that school is where he/she will go to be with his/her friends and teachers. Mommies and Daddies do not go to school with their children.

Remember that the child's biggest fear is that you will not come back for them, so reassure them that you will be back at a specific time. Once they start to realize the routine, they will feel much safer about being at school by themselves.

When it becomes appropriate to leave your child, please remember to say "good-bye" before you go and then leave the room. Linger after saying "good-bye" indicates a certain (understandable) ambivalence, which your child may interpret as insecurity. There may be tears (mainly for younger 2's and 3's), so please be prepared for this. Usually, the tears stop soon after the parent has left the room. If there is a child having an especially difficult time, the principal will contact the parent. When collecting your child, rather focus on the things they did and how much fun they had, avoid saying, "I missed you" etc. (too much) 😊

School Routine

It is helpful to remember that most children need, and like, routines. If there is difficulty leaving for school on time, it helps to begin the day a little earlier in order to take time to encourage the routine. After arrival, please be alert of the teacher's cues as to when is the appropriate time to leave.

- **School starts at 08h30, NO LATE ARRIVALS will be permitted unless by prior arrangement.**

Hours of the school

Please ensure that you adhere to these times:

Opening time: 06h00 | Closing time: 18h00

Half day care is until 13h30 (Grace period until 13h45) (inclusive of lunch and nap)

If you are going to be later than the time mentioned above, please notify the school so that the necessary arrangements can be made.

- **A penalty of R300/child per 15mins or part thereof will be charged for late comers who abuse the closing times (Half and Full day attending children).**
- The school will be open all year round; we are open during the government school holidays, except for a break in December and additional days over the Easter period and September, all the public holidays and school holiday days.

Collection Procedure

All full day children **MUST be collected by 18h00** in the allocated Classroom. Please be respectful of our dedicated staff and remember to be prompt.

- **Half day option children-(13h30) please take note:** Afternoon snack is only provided for full day attending children, if you are running late, please phone to inform us as when snack is served proper arrangements can be made for your child in advance. **PLEASE NOTE: A late fee will apply in this case.**

Communication Books

Your child will be supplied with his/her own special book. This is used as a communication tool between parents and teacher. This book will be used for documenting your child's daily activities at school. Moreover, we appeal to parents to please check these books daily for any messages or concerns and that the book is not handled and played with or drawn on.

Please sign each day. New books will be charged for accordingly.

Medication Procedure and Sick Policy

- If your child is on a course of antibiotics / medication and after 2 days at home returns to school, you as the parent / guardian need to administer the medication yourself before bringing your child to school. Breakfast would then be eaten at home and not at school, should the medication need to be given after food.
- Usually the antibiotic dosage is once / twice a day, morning or morning and evening. This way, you as the parent / guardian of your child, know the correct dosage has been administered by yourself to your child, and the responsibility to administer medication has not been given over to somebody else.
- We will not administer any medication at school.

EXCEPT in the instance where a child has developed a very high temperature during the school day, and the parent / guardian has been contacted to collect their little one, and in the interim has given a verbal instruction / confirmed in a text message or email, because they are not able to collect their child within a certain time frame, for us to administer a certain dosage of Calpol / Panado, or in the case where a child is ill and the school has not been able to contact either of the parents / guardian.

- These 2 instances form a part of the Consent and Indemnity Declaration in our Terms and Conditions, as well as our Rules and Regulations between Kiddiwinkles Nursery School CC and the parent / guardian and have been signed for by the parent / guardian.

Sick Children:

1. Kiddiwinkles Nursery School reserves the right to decide whether a child may or may not attend school for health reasons. According to City Health regulations, a sick child cannot remain at school and has to be isolated at home.
2. **The school must be notified of any infectious diseases that your child has contracted, immediately you become aware of it. (Chicken pox, Mumps, Measles etc.)**
3. Do not send your child to school if she/he has a temperature, a bad cough, is vomiting or has any eye infection, diarrhea or head lice. (SEE BELOW)
4. Please notify the school by 8h30 if your child is unable to attend school.

Please keep your child at home if:

- ◆ They have a fever (day/night before and morning before coming to school).
- ◆ Are coughing excessively.
- ◆ Their snot is thick and has a yellowish to green colour.
- ◆ They have been vomiting (day/night before and morning before coming to school).
- ◆ They have diarrhea (day/night before and morning before coming to school).
- ◆ They have head lice.
- ◆ Signs of an eye Infection (mucus in and/or around the eye/red scratches on eye).

Medication Procedure:

1. No Antibiotics or medication for symptomatic relief will be administered at school.
2. If a child develops a temperature whilst at school, the parent will be contacted to have their child collected. **We will contact the parent/guardian for temperatures 37.4 degrees and above.** Kiddiwinkles cannot administer any medication over the phone or by email, thus the child will need to be collected for this reason. **Except in extreme cases as mentioned above.**
3. Chronic Medicine (ASTHMA PUMP) and Allergies (EPIPEN) is to be clearly marked with full names & packaged in a sealable container. Please provide a doctor's letter confirming details of such medicine/apparatus with full instructions on usage and dosages needed in the event of an Emergency/allergy attack.
4. Never leave medication in your child's bag. It is your responsibility as parent/guardian to take the medicine out of your child's bag.
5. You must please provide a medical certificate when your child returns to school after having contracted any contagious illness.
6. Kiddiwinkles Nursery School reserves the right to obtain medical assistance from any medical doctor available, in the event of an emergency, and the resultant cost will be the responsibility of the parent/guardian of the child.

Admission of Pupils

When admitting pupils to KIDDIWINKLES NURSERY SCHOOL the following must be provided:

Birth certificate/Passport, Copies of Parents ID's, Latest/Up to date Copy of immunization card and Medical Aid Card.

School Fees 2025

The fees are payable in advance on the 30th of each month for the month.

There is a R200.00 late fee penalty for payment received after the 1st. Fees are calculated over a 12-month period, irrespective of holidays, sickness and December holidays.

Parents wishing to change the hours presently being attended by the child must give one month's written notice. This cannot be done for the month of December.

- *Extra-Mural Activities are also offered at the school and are not included in school fees-they are charged separately.*

Banking details: Given on request/on invoices.

NB. PUPILS LEAVING THE SCHOOL:

One full calendar month written notice is required before a pupil is removed from Kiddiwinkles Nursery School or an extra month's fee will be charged.

Any notice given for October or November does not exempt from paying December fees.

Security & Safety Notice

Gates & Doors

ALL GATES AND DOORS MUST BE CLOSED BEHIND YOU FOR THE SAFETY OF THE CHILDREN.

No child will be allowed to leave the school premises with any person/s, without written authorization from the child's parents or legal guardian.

1. **ENTRY:** The main gate (with intercom) will be used as the entry gate, please kindly press the button and wait for the gate to open.
2. If someone other than the parents/guardian collects/drops off the child-please ensure that they are familiar with our codes for the gates to enter and exit.
3. **EXIT:** The exit gate will not be operational until further notice.
4. To ensure the safety of everyone in the car park, the speed of vehicles must not exceed 10kph. Parents are responsible for their children whilst in the car park. **Please Park with consideration for others.**

Food & Toys

No food, sweets, biscuits, bubble gum etc. are allowed at school. This includes arriving to school with food items in hand-biscuits, toast or drinking yoghurts.

The children are not encouraged to bring their own food from home, unless for the interest of the teacher for class activity.

BREAKFAST: Will be served from 07h30 to 08h15 only. We appeal to all parents to please have their children at school by this time, as they have a great sense of order at this age and so the need for routine and consistency is emphasized.

The school will not be held responsible for any loss whatsoever. Your child must not bring money to school unless requested. All food and toys brought to school without prior permission from the class teacher will be confiscated for that day.

Birthdays

We welcome birthday celebrations at school. Please check with your child's teacher so they can make the necessary programming preparations and inform you of the number of students in class and any dietary restrictions.

Clothing

All garments, including underclothes, socks and shoes, must be clearly marked. We will not be held responsible for any lost items. **A change of clothing should be in the child's suitcase daily, including a jersey which must be packed daily.**

Toddlers who are still being toilet trained must bring at least 5 pairs of training/underpants daily, and 3 changes of clothing. Your Child's class teacher will advise further on this.

Parents are requested to see that their child is dressed practically.

Children are encouraged to be independent, and clothes must be easy to remove and put on. Every child must bring a suitcase to school daily so that they may pack their belongings away safely.

Please note that no corporal punishment or shouting is tolerated at Kiddiwinkles Nursery School from any party involved.

Should your child require discipline it shall be in a "time out" period away from the other children.

Toiletries & Stationery -required on first day of school

ALL CLASSES: Please supply the following toiletries:

- | |
|---|
| • 2x Large tissue boxes per year (2 PLY 180/200 tissues) |
| • 4x Wet wipes (240-300 wipes) |
| • 1x Sun block (summer only) (to be left in bag) (labeled) |
| • 1x Large Sunhat (to be left at school)- no peak caps allowed. |
| • 1x Toothbrush (age appropriate)-should be replaced every 3 months |
| • 1x Age-appropriate toothpaste tube |
| • 1x multi-vitamin (supplied once a month)/preferably tablet/chewy form (age appropriate) |

16 months to Turning 3-year-old classes:

As above toiletries and the following below:

1x 40g Pritt glue stick
1x A4 pad coloured paper- Bright Colours 80g (50 sheets)
1x A4 pad black paper 80g (50 sheets)
3-year-old class only-1x pack of 9 JUMBO wax crayons

Important notes regarding stationery:

1. All other stationery will be supplied as stipulated, this falls under the annual levy.
2. The book bag/ Library bag is for your child's communication book only.

Turning 4 years to 6 years old classes:

As above toiletries and the following below:

1x 40g Pritt glue stick
1x Ponal wood/craft glue 100ml
1x Ream white paper A4 80gsm (500 sheets)
1 x set colour twisty crayons (waxy pencils)

Raspberries Class- Babies/Toddlers (if applicable):

Toiletries and the following below:

- | |
|--|
| • Nappies and Formula along with bottle/s are to be provided by parents. (All bottles must be clearly labeled with child's full name, as well as dummy with chain, should be kept in a dummy container). |
| • 1x Receiving blanket and soft teddy (to be left at school)- no fluffy, heavy blankets allowed. |
| • 1x Burping Towel (babies below 12 months) |

Kiddiwinkles Nursery School **Menu 2025**

Green Kiwis, Purple Grapes, Blueberries & Yellow Bananas

	Mon	Tues	Wed	Thurs	Fri
Breakfast 07h45	Vanilla Porridge Rooibos	Choc Porridge Rooibos	Oats Rooibos	Vanilla Porridge Rooibos	Cinnamin Oats Rooibos
Morning Snack 10h00	Biscuits & Cheese Block Water	Mini Cheese Scones Water	Jam Sandwiches Water	Health Muffins Water	Apple, Carrot & Lentil Patties Water
Lunch 11h45 / 12h00 Week 1	Livers & Rice & Veggies	Butternut Pasta Bake	Cottage Pie (Beef) & Veggies	Fish Bake (Pasta) & Veggies	Crumbed Chicken With Mash & Veggies
Week 2	Fish Cakes With Mash & Veggies	Chicken Stew With Rice & Veggies	Pasta (Beef) Bolognaise & Veggies	Livers & Rice & Veggies	Cheesy Pasta Bake & Veggies
Friday's: Jelly	Juice	Juice	Juice	Juice	Juice
Full Day Option Only:					
Afternoon Snack 14h30	Jam Sandwiches Water	Biscuits & Fruit Water	Health Muffins Water	Biscuits & Fruit Water	Jam Sandwiches Water
Afternoon Fruit with Water Served At 16h00					

For Classes: Raspberries & Orange Naartjies


	Mon	Tues	Wed	Thurs	Fri
Breakfast 07h30*	Vanilla Porridge Rooibos	Choc Porridge Rooibos	Oats Rooibos	Vanilla Porridge Rooibos	Cinnamin Oats Rooibos
Morning Snack 09h20*	Biscuits & Cheese Block Water	Mini Cheese Scones Water	Jam Sandwiches Water	Health Muffins Water	Apple, Carrot & Lentil Patties Water
Lunch 11h45 Week 1	Livers & Rice & Veggies	Butternut Pasta Bake	Cottage Pie (Beef) & Veggies	Fish Bake (Pasta) & Veggies	Crumbed Chicken With Mash & Veggies
Week 2 ONCR-Term 3&4: Friday's: Juice & Jelly	Fish Cakes With Mash & Veggies	Chicken Stew With Rice & Veggies	Pasta (Beef) Bolognaise & Veggies	Livers & Rice & Veggies	Cheesy Pasta Bake & Veggies
	Water	Water	Water	Water	Water
Full Day Option Only:					
Afternoon Snack 14h30*	Jam Sandwiches Water	Biscuits & Fruit Water	Health Muffins Water	Biscuits & Fruit Water	Jam Sandwiches Water
Afternoon Fruit With Water Served At 16h00					

**Baby Cereal for Breakfast and Pureed Fruit for Snack for Younger Babies.*

Menu Subject To Change Without Notice

Curriculum Outline

Reading and Language:



- Develop oral language competency
 - Speak in complete sentences
 - Express ideas clearly
 - Retell happenings in order
 - Increase speaking vocabulary
 - Enhance listening skills
 - Follow directions in sequence
 - Recognize rhyming words
 - Enjoy stories and poems
 - Listen to peers in conversation
- Develop pre-reading and reading skills
- Recognize left and right and top to bottom progression
 - Practice letter recognition
 - Work with opposites
- Recognize their name and their peers
- Be able to give name, name of street, and phone number
 - Develop writing skills
 - Hold pencil correctly
 - Form letters correctly
 - Write first name

Have opportunities to use puppets, costumes, and other props to identify with people, times, and places in a make-believe world.

Math:

- Recognize and understand the meaning of the numerals from 0 to 10
 - Identify everyday uses for numbers
 - Practice counting
- Participate in problem solving through materials and experience
 - Learn geometric shapes
- Gain knowledge of time including month, day of month, and day of week
 - Writing number skills (number formations)

Music:

- Experience music through:
 - Singing
 - Listening
- Playing musical instruments
- Learn to enjoy music for its own sake



Social sciences:

Participate in activities involving the following units:

- Home and family life
- Community helpers
- National holidays and festivals
- Transportation
- Communication
- Current events

Science:

Be provided with opportunities to gain answers to questions through


Experimentation, research and problem solving

Be provided with a variety of experiences which stimulate his/her curiosity

Be exposed to the following Theme units:

- Animal life
- Sea life
- Plant life
- Weather
- Five senses
- Road and fire safety
- Healthy living habits
- Recycling

Be encourage to play both informally in learning centers and outdoors and more formally in story time and group activities



Physical education:

Be involved in free and organised play

Be involved in indoor and outdoor play

Be given opportunities to participate in the following:

- Games that involve large and small motor skills
- Rhythmic activities
- Creative dramatics
- Sand, water and rice activities

Physical movement with stationary and moveable equipment

Manipulative activities: peg boards, puzzles

Construction activities: blocks, boxes


Art, Music, and Dramatic Play:

Painting & Drawing

Play dough modelling

Gluing & Cutting

Messy & Sensory play and Baking!



Frequently Asked Questions: FAQ

What is the best age for my child to start preschool?

- Our school takes babies from 3 months old. In most cases, the younger a child is the easier they will adapt to a new environment and carers.
- By the age of 2, sometimes a little younger, most children will need the stimulation of a preschool environment that they will not be able to get at home.
- A preschool is also a more consistent option for working parents as often a nanny or domestic worker might not report for work and might lack experience in stimulating your child appropriately.

What can I do to help my child settle in?

- We hope to make separation as seamless as possible.
- Talk to your child about the fact that school is where he/she will go to be with his/her friends and teachers. Mommies and Daddies do not go to school with their children.
- Remember that the child's biggest fear is that you will not come back for them, so reassure them that you will be back at a specific time. Once they start to realize the routine, they will feel much safer about being at school by themselves.
- When it becomes appropriate to leave your child, please remember to say "good-bye" before you go and then leave the room. Lingering after saying "good-bye" indicates a certain (understandable) uncertainty, which your child may interpret as insecurity.
- There may be tears (mainly for younger 2's and 3's), so please be prepared for this. Usually, the tears stop soon after the parent has left the room.
- If there is a child having an especially difficult time, the Principal will contact the parent. When collecting your child, rather focus on the things they did and how much fun they had, avoid saying "I missed you" etc. (too much) ☺
- Do not make too many changes in their routine just before starting school, (for example, don't stop breast feeding/take the dummy or blanket away and make them start school the next day) as this will also cause distress and they will take longer to settle.

Won't my child get sick if he/ she is around other children?

- Yes, he's probably sick more times than you care to think about, yet coming down with another cold or ear infection might actually be good for him.
- According to a recent study, babies and toddlers in daycare were sick more frequently but were less likely to fall ill once they started formal school. "Their immune system is getting primed and it's growing in maturity".
- Infants and toddlers are more susceptible to infections because they're coming into contact with illnesses they've never had before. So whether they're at daycare or at home, they're bound to get sick eventually.

Here are some things you can do to prevent your child from catching a bug:

- ❖ **Boost immunity.**
- ❖ **Insist on clean hands.**
- ❖ **Understand the School's Sick Policy.**
- ❖ **Vaccines.**
- ❖ **Control cross-contamination.**

I can't take time off work if my child is sick, so can I bring them to school anyway?

- Please view our Medication Procedure and Sick Policy for specific information.
- Bearing in mind that we do not have the facilities to care for a child that is sickly, who needs the rest and quiet of a home environment in order to recover.
- We cannot expect the child to function with normal school activities whilst ill.
- We cannot administer any medication, unless chronic, for example-Asthma pump or Epipen.
- Also, as a parent you would not want your otherwise healthy child getting sick from a child at school who is sick and so we expect consideration from all parents for not only their child, but all others who are at school and who could potentially be infected by your child who is sick.

Does my child need to be vaccinated to start school?

- Yes, all vaccinations must be current and up to date.

At what age should I potty train my toddler and will the school assist with this?

- We assist with potty training when the child shows the signs that he/she is ready.
- The preferred age to toilet train is around 2 years of age.
- We introduce this from 18months, by exposing them to the toilet routine and encourage self-help.

How does the school manage discipline?

- We do not allow any form of corporal punishment.
- We try discipline children by positive reinforcement and by following a set routine daily.
- We believe that manners and discipline remain the responsibility of parents and not of the school, nevertheless we also understand that children will push the boundary and they do need constant reminding regarding how to behave appropriately.
- Discipline is age appropriate and rational (it is reasonable for a 2-year-old to try and bite another child, but not for a 5-year-old to behave in that manner).
- When a child misbehaves (depending on how severe their action has been) they will be warned and if they continue to behave negatively, they are put in "time out" to calm down and think about why their behaviour was not appropriate.
- If it's continuous, the parents will be contacted.
- If the behaviour does not improve and affects the behaviour of other children at the school, we reserve the right to ask you to remove your child from the school.

Do the children have a rest/nap period at school?

- Yes, each class is different, generally nap from 12 to 13h30/14h00.
- The older classes do not nap.

What time should my child go to bed to get a good night's rest?

- Children of preschool age should go to bed no later than 8pm (7pm for children under 3) to get enough rest to enable them to benefit fully from the school programme for the day.

Are meals and snack supplied?

- Yes, we supply 2 main meals (breakfast and lunch) and 3 snacks.
- Freshly prepared on site.

Do you cater to children with special dietary requirements?

- We provide vegetarian meals if needed and we can cater for children with certain allergies.
- If a child requires a temporary special diet, the parent is responsible for bringing these food items. The meal should come commercially prepared, ready to heat and serve.

Are our Teachers and Staff Educated?

Yes, they have all completed CPR and First Aid courses.

- Depending on the class, most of the teachers are qualified and completed various early childhood development courses.

What curriculum do we use?

- Our baby section focuses on a curriculum with themes with Practica (Stimulation activities) and LetterLand.
- From the 2 to 6-year-old classes, they follow a fusion curriculum with weekly themes.

What Languages are spoken?

We are a strictly English-speaking school.

Is there an open-door policy for parents?

Our parents are welcome to visit us as per our parent protocol-however our doors are always open! Team work is important to us!

What is the student to teacher ratio?

Our current ratios are as follows:

- Baby Section 3-16 months: 1 Teacher and Assistant to 10 to 12 Babies
- 16 to 35 months: 1 Teacher and Assistant up to 12 Children
- 3 years: 1 Teacher with Assistant up to 20 Children
- 4 years: 1 Teacher with Assistant to 18 Children
- 5 years and Grade R: 1 Teacher with Teacher Assistant up to 20 Children (Separated)

How is religion celebrated at the school?

- There is a prayer/song said before meals in the classroom, but there is no formal religious education.
- We celebrate Christmas and Easter with the classes.
- Families are encouraged to share their own traditions with their teacher and class to add to the celebrations.

Are we open during the school holidays?

Yes, we will be open throughout the whole year with the exception of the public holidays and will close for our annual break on the 12th December 2025.

- We do close additional days over the year (differs each year). The dates are provided and set out in the contract when enrolling your child into Kiddiwinkles.

School operating hours and Collection procedure?

- Hours are 6am to 18pm.
- Children must arrive at school by 08h30 as our school programmes start at this time.
- Late collections will be charged for. An additional fee of R300.00 per child, per fifteen minutes or part thereof increment will be charged if closing times are not adhered to.
- Children may only be fetched by their parents/ legal guardians or nominee as specified on the enrolment form from 13h30 onwards as the gate will not be opened beforehand due to school activities.
- Should alternative collection be arranged for your child (other than parent or guardian), please ensure that the school is notified in advance by direct telephone. If we have not been notified your child will remain in school until further instructions from the concerned parent or guardian.

Security and Cameras?

Yes, we have excellent security.

- Our security provider is local Beagle Watch/BCI and have various panic buttons placed around the school.
- The parents need a code to get access through the pedestrian gates.
- We have cameras in the classrooms, and parking lot, however this is for safety and security purposes and is not linked via the internet.
- We have never had any incidents at the school.

Extra Murals?

Yes, the school does offer a variety of different Extra Murals, however these are separate from the school fees. These change each year according to participation levels.

School Routine

It's helpful to remember that most children need, and like, routines. If there is difficulty leaving for school on time, it helps to begin the day a little earlier to take time to encourage the routine.

- Each class has their own special routine and play time outside.

We divide the day as follows: Does differ class to class

06h00 to 07h30	Welcome & Free Play (in waiting classes)
07h30 to 08h15	Breakfast
08h15 to 08h30	Tidy Up & Toilet Routine
08h30 to 13h30	School programme starts for the day (all children to be at school by 08h30)
10h00	Morning Snack
11h45/12h00	Lunch
12h00 to 13h30	Sleep/Rest period (Quiet time for older children: books, construction or outdoor play)
13h30- Half day	School ends at 13h30 to 13h45 for all half day attending children
13h30 to 14h30	Wake up/Toilet Routine/Outdoor Play
14h30	Afternoon Snack
14h45	Outdoor Play
15h30	Structured Play
15h45 to 16h00	Tidy Up & Toilet Routine
16h00	Afternoon Fruit Snack
16h30	School Day ends for all classes
16h30 to 18h00	Waiting Classes (Story time and Free Play)

Any artwork, drawing or writing that children bring home is a demonstration of what they learned, so please respect it accordingly. For example, if a 2 or 3-year-old draws a line or a circle, understand that this is the beginning of the writing process.

If they show you a piece of paper with "fringes" that they cut around the edges, this indicates a great deal of motor planning and fine motor skills.

It is important for both your child's self-esteem, as well as his/her educational experience, for you to look at it, comment on it

(i.e., "I see you cut short lines around the paper.")

take it home, keep it in a special folder or box, or hang it on the wall or refrigerator.

Recycle It

We use all sorts of waste for creative activities, educational toys and games, musical instruments, outdoor play and discovery.

Any small and big boxes | fabric softener and plastic bottles
seeds, dry grasses, bark, leaves | old pasta | corks, wool, leather
Ribbon, feathers, shells | plastic containers/tubs/lids | buttons toilet/foil rolls |
purity/spice/sauce bottles | carpet/mat/fabric off-cuts
cotton reels, wall paper | Sponges, confetti ,bottle tops etc.
any "old" toys, books etc. | most dry materials are good enough



Contact Us

760 WEILING AVENUE LITTLE FALLS ROODEPOORT
www.kiddiwinkles.co.za
info@kiddiwinkles.co.za
tel: 011 021 0260